



STEEL WALKWAYS







SWEDISH QUALITY

We are proud of our heritage. Coming from the region of Småland, we are thrifty in the use of resources and know how to create an environment for seeds to grow and flourish.

We place the utmost importance on delivering first-class Swedish products. All our investments are therefore made cautiously and with great care. We believe in the saying Hard work pays off, and by laying a stable and secure foundation we create opportunities far beyond our region.


INNOVATION AND PRODUCTION

We are a leading manufacturer and supplier of spiral staircases, straight flight staircases, railings, wheelchair ramps, steel walkways, gratings, and mezzanines. Weland is also one of Sweden's major players in the sheet metal working sector.

We combine the wide range of products we keep in stock with extensive product knowledge, a high level of service, and fast deliveries. We continuously develop our machinery to ensure sustainable and reliable production of new, innovative products. This makes us a partner our customers can trust.

Our production and head office have been located in the town of Smålandsstenar, Sweden since the founding of the company in 1947.







STEEL WALKWAY FLEX

Our Steel walkway Flex is structured from standard components that are quickly and easily bolted together at the Installation site without the need for welding. The walkway is width-adjustable from 600 to 1300 mm.

Because it uses standard components, we can deliver the walkway to you within a few days. Of course, the steel walkway can also be adapted to your requirements. In addition to the stocked walkway, we also manufacture welded walkways made of grating with associated railings to order. All in accordance with a modular system that guarantees an quick and easy installation.





WALKWAY-LANDING

The Steel walkway Flex is made of grating, which is available in a number of different mesh widths. We can also offer a denser material such as plank type flooring. The walkway surface for our other steel walkways can be adapted according to your needs and requirements.

H3 GRATING


Pressure welded grating with mesh width 34 x 37 mm.

H6 GRATING


Pressure welded grating with mesh width 34 x 75 mm.

N6 GRATING


Pressure welded grating with mesh width 17 x 75 mm.



H3 GRATING



H6 GRATING




N6 GRATING







1




2



4



3



5

RAILINGS

The Steel walkway railing is a sectional railing that is available in a number of different versions. Choose the option that best suits the environment in which the railing is to be located. Both handrails and intermediate rails are made from stainless steel. Round bars, sheet metal, woven wire mesh, and glass are all childproof alternatives.

1. ROUND BAR

A railing focusing on form and design.

4. WOVEN WIRE MESH

Railing in crenelated mesh plate.

2. INTERMEDIATE RAIL

The railing is provided with an intermediate rail and is an industrial railing. Not counted as childproof.

5. GLASS

Railing filled with glass for an extra high finish.

3. SHEET METAL

Railing in solid or perforated metal.



ACCESSORIES AND ASSEMBLY

We have several different accessories for installing the steel walkway. Attachment can be made either to brackets and beams or using adjustable support legs. The maximum distance between supports for the Steel walkway Flex is 3 metres.

1. KICK STRIP

A kick strip that prevents objects from falling down can be mounted on the bridge's walkway, either with or without a railing.

2. SQUARE SUPPORT LEG

An adjustable square tube support leg is cut to the requested length in connection with installation.

3. ROUND SUPPORT LEG

Support legs of tubes must be placed every three metres under the footbridge in order to ensure stability.

4. FOOTPLATE, JOINTED FOR SUPPORT LEG


The articulated footplate makes the support leg flexible and is ideally used on inclined ground or roof pitches. It replaces the fixed footplate that is included with the round support leg.




Watch the video
about installing a
steel walkway Flex.

LIGHTING

To create a decorative and pleasing environment, our steel walkway Flex can be equipped with a lighting option. Lighting from the handrail can also act as a functional addition to light up unsafe environments.







PROJECT PLANNING

Our Flex steel walkways are based entirely on standard components that are easy to assemble on site. Our well-stocked warehouse ensures components can be delivered within a couple of days. Please contact our knowledgeable sales staff for information about other steel walkways. You may find the following information useful when requesting tenders and placing orders.

FACTORS TO CONSIDER WHEN PLANNING YOUR PROJECT

- What is the purpose of the steel walkway?
- What lengths and widths do I need?
- Can I use a standard Flex steel walkway or do I need a customised solution?
- Does the project need a childproof railing?
There are several childproof railing options to match the Flex walkway.
- Recessed LED lighting for the sectional railing is also available. Perhaps a smart feature to make evacuation safer?
- We also offer customised solutions for steel walkways. Please contact our knowledgeable sales staff for information.

FACTORS TO CONSIDER BEFORE ORDERING

- Check any requirements for child safety.
- A jointed footplate will probably be needed if the steel walkway is on a sloping roof.
- If steel walkways are long and straight with high support legs, they may need lateral support.

We apply our many years of experience to guide and advise you at the planning stage. A drawing is made specially for each steel walkway that is ordered and sent to the customer for approval prior to production.

Please contact us for further information.



OUR EMPLOYEES MAKE THE DIFFERENCE

It is not the products or machines that make Weland. It is the people. Our committed, inventive, and attentive employees who know the meaning of high quality. We carry with us the family feeling of the small company we were at our founding, and we know what closeness to the customer is all about. We call it the Weland Spirit.



