


The logo for WELAND, featuring the word "WELAND" in a bold, blue, italicized sans-serif font. A horizontal line is positioned below the text.

WELAND

ENTRANCE GRATINGS





SWEDISH QUALITY

Weland - Swedish, innovative, sustainable. We develop solutions and products that last - ideally for several generations. We combine knowledge and years of experience with a professional pride that forms part of everything we do. Basing all our manufacturing in Sweden is important to us. We believe that Swedish products and sheet metal processing are good environmental choices and a guarantee of high quality. Our basic housekeeping principle, where we use resources efficiently and recycle everything wherever possible, is with us every day at work. We combine this with an aggressive future-focused approach, where our high investment rate in new machinery, which contributes to us enjoying efficient, innovative, and sustainable production over time.





INNOVATION AND PRODUCTION

We are a leading manufacturer and supplier of spiral staircases, straight flight staircases, railings, wheelchair ramps, gangways, gratings, and mezzanines. Weland is also one of Sweden's major players in the sheet metal working sector.

We combine the wide range of products we keep in stock with extensive product knowledge, a high level of service, and fast deliveries. We continuously develop our machinery to ensure sustainable and reliable production of new, innovative products. This makes us a partner our customers can trust.

Our production and head office have been located in the town of Smålandsstenar, Sweden since the founding of the company in 1947.







ENTRANCE GRATINGS - FOR ALL NEEDS

Entrance gratings are available in a range of designs. Most of our gratings are kept in stock for immediate delivery, making planning your project more manageable and simple. We offer fully integrated solutions for small and large entrances with, for example, kerb angle frames, entrance gratings and anti-slip protection. We also manufacture custom-made entrance gratings to meet your requirements.


More detailed information is documented on our website, weland.com, or queries can be answered by our experienced sales force.






ENTRANCE GRATINGS


Our A-type gratings are suitable for most entrances. They are fine-mesh and are used to advantage where very dense mesh widths are required. On our website, you will also find other types of gratings such as N-gratings and B-gratings that also have a dense mesh size, but unlike our A-gratings are designed to withstand a higher load.




A33X11
Mesh size: c/c 33x11 mm




A22X22
Mesh size: c/c 22x22 mm



AR1-25 rubber strip
Mesh size: c/c 60x10 mm



AR1-25 scraper strip
Mesh size: c/c 60x10 mm



FRAMES L-PROFILE

We stock kerb angle frames for all our grating types. The kerb angle frames are available as separate sections that can be cut and easily assembled to the required size, and as welded products. In addition to our stocked assortment, we also manufacture L-profile kerb angle frames to order.




FRAME SIDES

Frame sides of lengths 2,000 and 3,000 mm are delivered from stock and are cut to the required length during assembly.

FRAME CORNER 200X200

200x200 mm frame corners with an angle of 90 degrees, available in stock.




KERB ANGLE FRAME L-30X30X3


Kerb angle frame for entrance gratings, available in stock. Suitable for grating height 25 mm. The dimensions of the L-profile are 30x30x3 mm.

OTHER KERB ANGLE FRAMES

Kerb angle frames are also available in other materials, including aluminium and stainless steel, or for chequer plate surfaces. Most of these are kept in stock.



Kerb angle frame
for entrance
grating



Free-standing
frame for revolving
doors

Z-PROFILE FRAMES


We manufacture various types of Z-frames for both large and small entrances. The Z-frames come with our stocked range of entrance gratings to provide an end-to-end solution for entrances. One of the major advantages of the Z-frames is that large areas can be covered without the need to embed fixing clamps or supplement with other forged components.

KERB ANGLE FRAMES

Kerb angle frames for entrance gratings or revolving doors. Supplied with type A22x22 or A33x11 entrance gratings. Z-profile frame for embedding and adjustable legs.

FREE-STANDING FRAMES

Free-standing frames for entrance gratings or revolving doors. Supplied with type A22x22 or A33x11 entrance gratings. With adjustable legs.





PROJECT PLANNING

Our entrance gratings are produced in a range of designs to suit all entrances. Most of our entrance gratings are also available in a standard format and are kept in stock for immediate delivery. We also manufacture custom made-to-order entrance gratings. You may find the following information useful when requesting tenders and placing orders.

TO CONSIDER DURING THE PROJECT PLANNING

It will make things easier for us if you can provide a simple sketch with measurements and dimensions describing the design you want to order. The sketch should show the height, width and length of the entrance grating required.

- BIM models for many different entrance gratings are available for download on our website.
- What type of building is the entrance grating going to be used for and what mesh size is best for the purpose?
- What are the dimensions of the surface to be covered? If it is a very large area, so-called Z-frames should be used.
- Will frames be embedded or free-standing?
- For what does the entrance grating need to be dimensioned?

FACTORS TO CONSIDER BEFORE ORDERING

- Weland has a wide range of sizes in stock. Which size best suits your purpose?
- Check the walking direction to ensure the grating mesh size will offer the best scraping effect.
- Clearly specify the load requirement if the grating is to be used for anything other than pedestrian traffic.

We have many years of experience and are happy to offer guidance and advice when you're planning a project. Weland stocks a wide range of gratings in different sizes for immediate delivery.

Contact us for further information.

